

us-2 d20%2X ~^ wf

HQ1 IR Vandalproof Camera (3-axis)

S-MTCL5838HQ-R



S-MTCL5838HQ-R



Tisu w 2a, ^ { f, L



Features

- 1/3" Outdoor Varifocal Color Dome Camera
- Sony HQ1/ 540TVL/ 0Lux
- Water Resistance: IP66; Breaking Strength: 656.1Kgf
- AES/AGC/BLC/F.L (ON/OFF)
- Option: Heater; Dual Voltage; Metal Fittings
- Environment Light Level Drops to 1Lux
 - IR Cut Filter Auto Switching
 - Color Mode Switches to B/W Mode
 - IR LEDs: Turn on

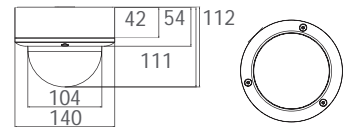
Specifications

S-MTCL5838HQ-R	
TV System	PAL NTSC
Image Sensor	1/3" SONY SUPER HAD CCD
Number of Total Pixels	795(H)x596(V) 811(H)x508(V)
Resolution ; DSP	540TVL ; SONY HQ1
Minimum Illumination	0Lux
Video Output ; Connector	1.0Vp-p Composite, 75 Ω ; BNC
Signal to Noise Ratio	More than 50dB (AGC off)
Gamma Correction	0.45
Mechanical IR Cut Filter	Automatically Switches (B/W Mode<1Lux, Color Mode>5Lux)
IR LED ; Working Distance	10 units (IR LEDs on<1Lux, IR LEDs off>5Lux) ; Outdoor:10m
Synchronizing System	Internal
Automatic Electronic Shutter	ON:1/50(60)sec.~1/100,000sec. / OFF:1/50(60)sec.
Automatic Gain Control	ON / OFF
Automatic White Balance	Automatic
Back Light Compensation	ON / OFF
Flickerless	ON / OFF
DNR ; Sense Up	NA
Digital Day&Night Mode	NA
Automatic IRIS	DC
Adjustment VR	DC Level
Lens Mount	Built-in DC Auto IRIS Lens
Lens, Angle of View(H)	Standard:f2.9mm~10mm/F1.2 Aspherical Auto IRIS Lens/94.6 °~28.8 ° Option:f9mm~22.0mm/F1.5 Auto IRIS Lens/29.2 °~13.0 °
Water Resistance	IP66
Max. Breaking Strength	656.1 Kgf
Power Supply ; Consumption	12Vdc,12Vdc/24Vac ; IR on:4.3W(355mA) IR off:2.7W(224mA)
Operation ; Storage Temp.	-10°C~50 °C ; -20°C~60 °C
Operation ; Storage Humidity	Maximum:RH80% ; RH90%
Dimensions	140(DIA)x112(H)mm
Net Weight	950g
Accessories Series Option(Page)	Wall Bracket:MTB-403 ; Ceiling Bracket:MTB-504 ; Thread Metal Flexible Conduit Fittings:S-FZS26

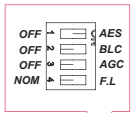
specifications and appearance are subject to change without notice

Dimensions

UNT:mm Tol:±0.5



a, ^ { f, L, w s-2x(^ { , y} 2



a, ^ { f, L, w s-2x(^ { , y} 2




a, ^ { f, L, w s-2x(^ { , y} 2





Tested by SGS

Tested by SGS



■ Optional Accessories

To meet your different requirements, there are two types of brackets for your options. The MTB-504 is designed for the ceiling mount, and the MTB-413 & MTB-403 is for wall mount installation. The customized Metal Fittings (S-FZS26) is optional for this series camera when connecting to a conduit pipe.



Ceiling Mount Bracket



Wall Mount Bracket
(Cable Management)



Wall Mount Bracket



Thread Metal Flexible
Conduit Fittings